

UpdCD

Past, Present and Future

Zsolt Kadar

WarpStock 2005
Hershey Pennsylvania
USA

October 05-10, 2005

Outline

- UpdCD Basics (what, why, how)
- UpdCD Past (5 years of development)
- UpdCD Present
- UpdCD Future
- More information
- Questions
- Demo

UpdCD basics - What?

- Build updated OS/2 Warp 3/4, WSeB, CP 1/2 and eCS 1.x installation CD or DVD-ROM's
- Integrate latest fixpaks and/or updated (IBM) components
- Integrate 3rd party (non-IBM) products
- Make installation CD/DVD bootable
- Improve installation procedure
- Make OS look nicer

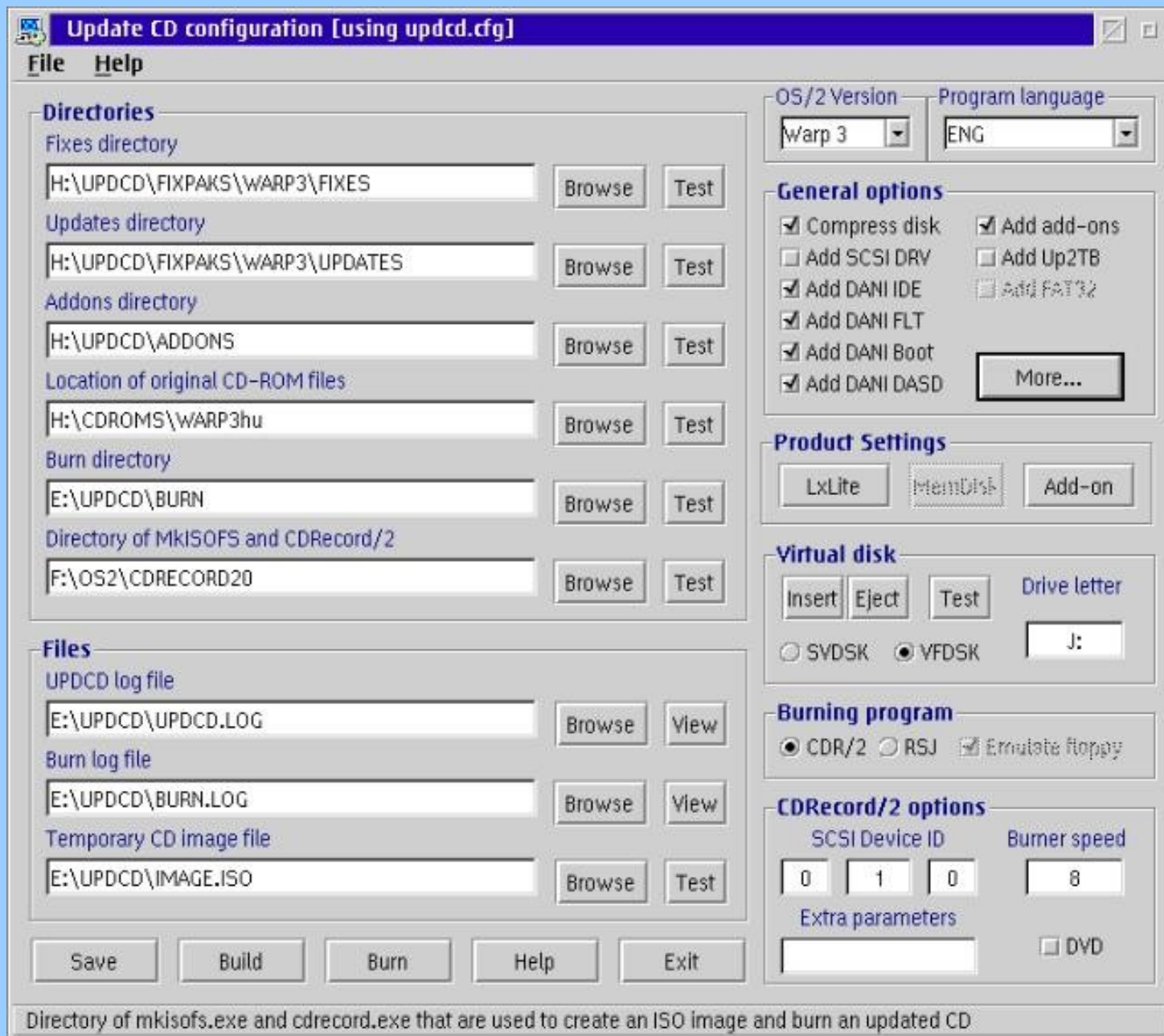
UpdCD basics - Why?

- It takes a lot of effort to make newly installed systems up-to-date
- Selective (re)install downgrades system
- Lot of nice products are not included on official installation medium
- We do not like to use floppies to boot and install
- We do want to install on modern hardware
- We like eye candy

UpdCD basics - How?

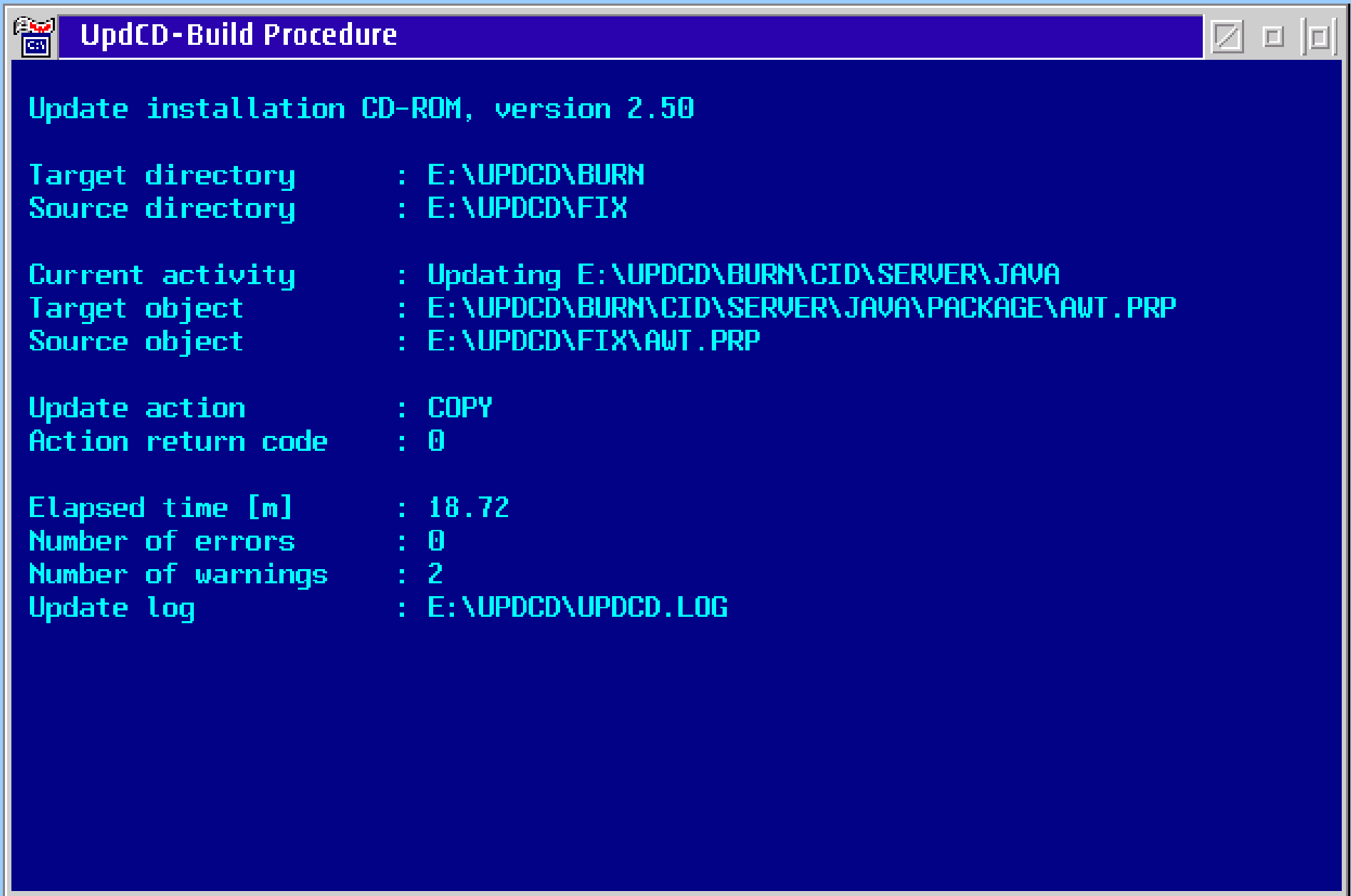
- Install UpdCD (read the documentation!!!)
- Download fixpaks, updates, add-ons, etc.
- Prepare downloaded stuff (create special directory structure as described in the readme)
- Install optional tools used by UpdCD (virtual floppy, CDRecord/2)
- Run UpdCD (copy original CD to HD, replace old files with new files, burn CD/DVD)

UpdCD basics - How?



UpdCD graphical interface (VX-REXX)

UpdCD basics - How?



```
UpdCD-Build Procedure

Update installation CD-ROM, version 2.50

Target directory      : E:\UPDCD\BURN
Source directory      : E:\UPDCD\FIX

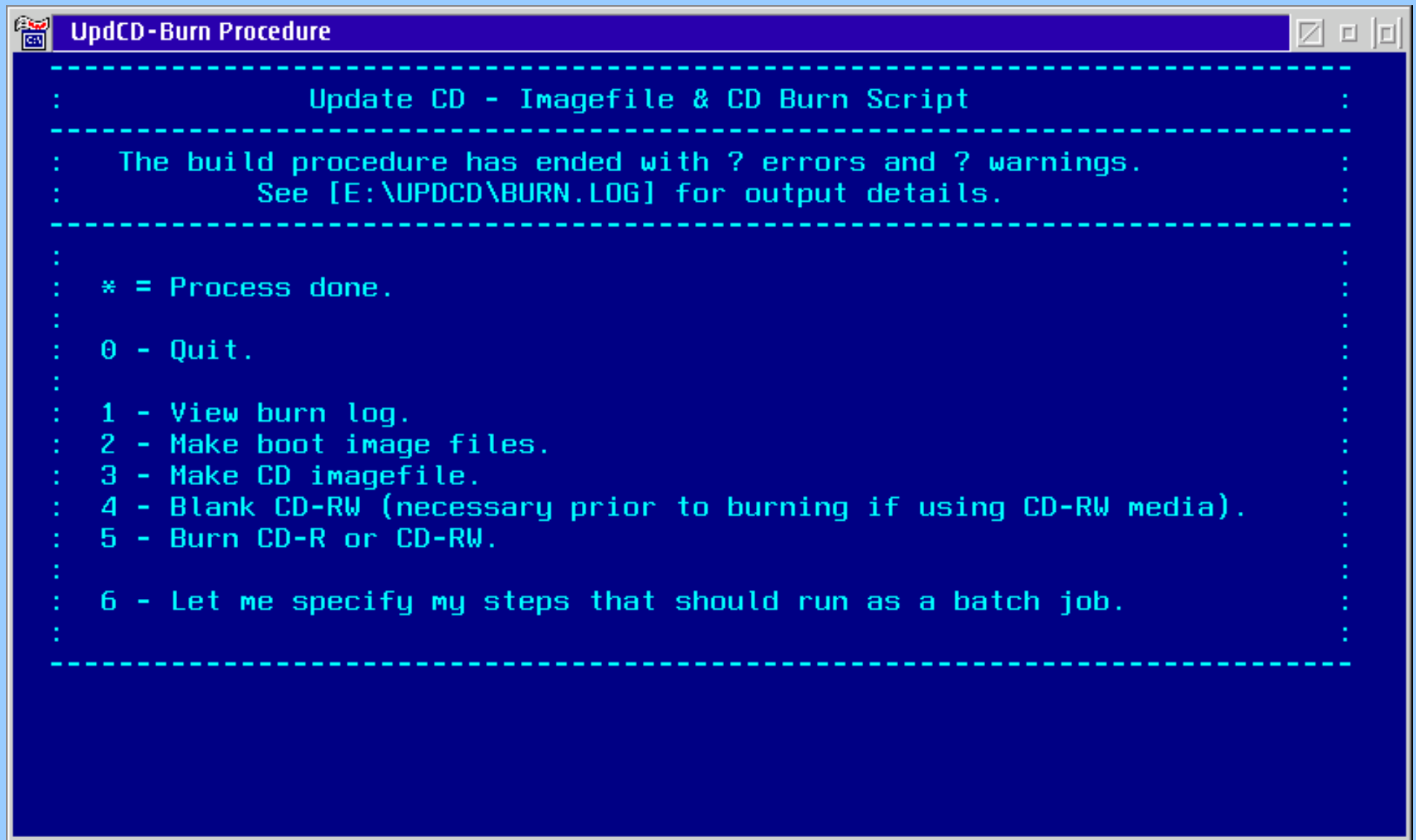
Current activity      : Updating E:\UPDCD\BURN\CID\SERVER\JAVA
Target object         : E:\UPDCD\BURN\CID\SERVER\JAVA\PACKAGE\AWT.PR
Source object         : E:\UPDCD\FIX\AWT.PR

Update action         : COPY
Action return code    : 0

Elapsed time [m]      : 18.72
Number of errors       : 0
Number of warnings    : 2
Update log            : E:\UPDCD\UPDCD.LOG
```

UpdCD build procedure (REXX)

UpdCD basics - How?

A screenshot of a Windows-style window titled "UpdCD-Burn Procedure". The window has a purple title bar and standard window controls (maximize, minimize, close) on the right. The main content area has a dark blue background with cyan text. The text is enclosed in a dashed cyan border. It starts with a header line, followed by a status message about build errors and warnings, and then a list of menu options numbered 0 through 6.

```
UpdCD-Burn Procedure

:               Update CD - Imagefile & CD Burn Script               :
:-----:
:   The build procedure has ended with ? errors and ? warnings.      :
:   See [E:\UPDCD\BURN.LOG] for output details.                      :
:-----:
:
: * = Process done.
:
: 0 - Quit.
:
: 1 - View burn log.
: 2 - Make boot image files.
: 3 - Make CD imagefile.
: 4 - Blank CD-RW (necessary prior to burning if using CD-RW media).
: 5 - Burn CD-R or CD-RW.
:
: 6 - Let me specify my steps that should run as a batch job.
:-----:
```

UpdCD burn procedure (REXX)

UpdCD past (2000)

- 05-13-2000: first release (v0.1), good enough to use to do Selective Install with Warp 4
- 05-21-2000: second release (v0.2), good enough to do pristine installation (Warp 4) with base fixpak already integrated (boot from floppy disk)
- 09-17-2000: support for WSeB fixpak 1 (v0.7)
- 10-01-2000: bootable CD-ROM (v0.8)
- 10-15-2000: Warpstock Europe 2000 release (v1.0), support for the first 3rd party add-on products

UpdCD past (2001-2002)

- 2001: fixed red-screen problem during installation from CD-ROM (v1.4)
- 2001: support for Warp 3 (v1.5)
- 2001: support for MCP 1 (v1.7)
- 2001: support for ACP 1 (v1.8), kernel updates
- 2002: support for eCS 1.0, maintenance system (v2.0)
- 2002: support to replace base OS resources, add-on uninstallation (v2.04)
- 2002: add-on support for Warp 3, extended DANI driver installation (v2.1)
- 2002: added support for JAVA toolkit, samples and rmi-iiop fixpaks (v2.2x)

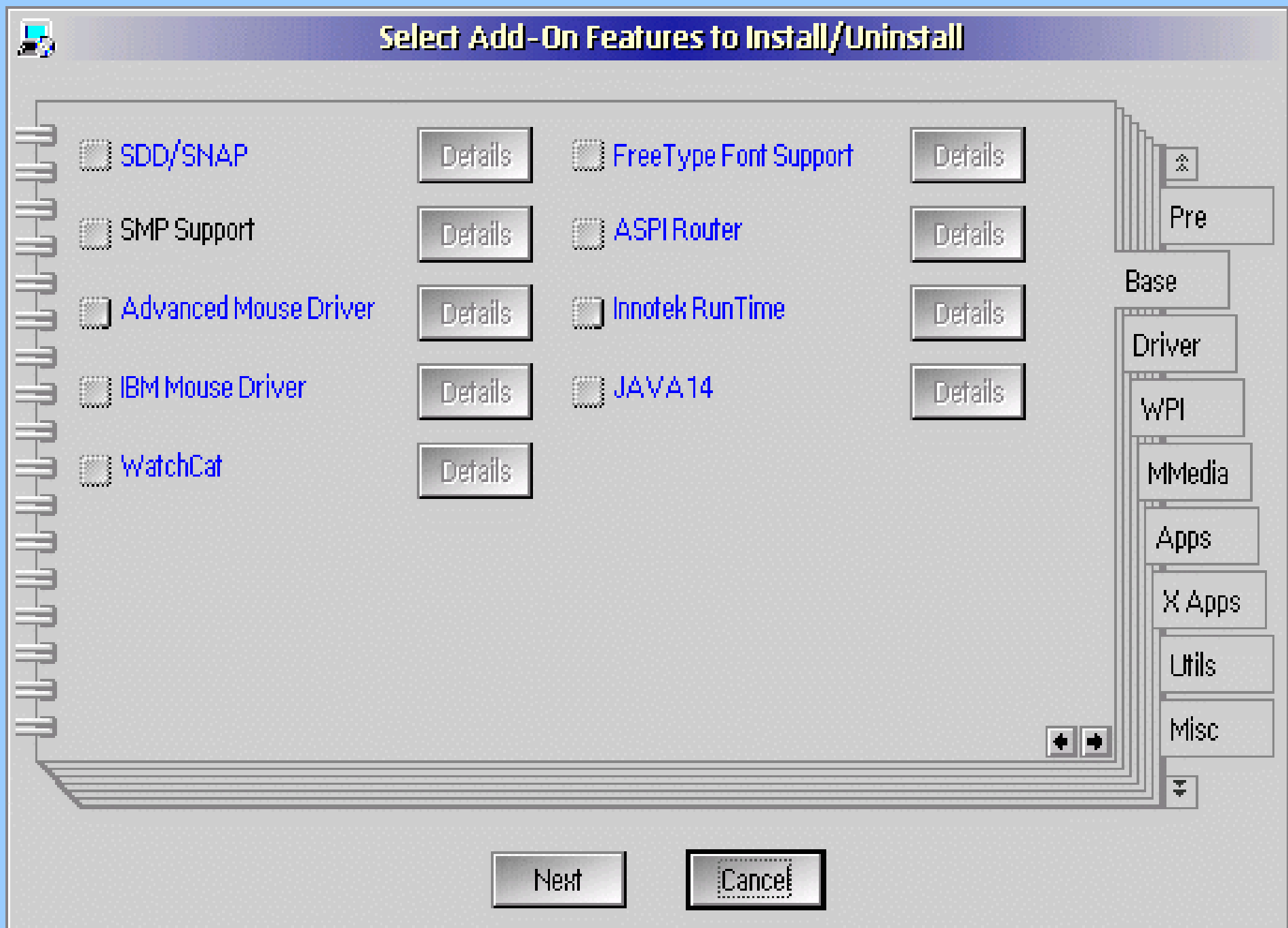
UpdCD past (2003-2005)

- 2003: Support for JAVA fixpaks, improved support of Warp 3, MCP and ACP, aligned with latest fixpaks, numerous small fixes and improvements (v2.3)
- 2004: National language support (English, French, German, Russian, Hungarian), support for no emulation boot method, support for eCS 1.1 (v2.4)
- 2005: Aligned with latest fixpaks, added support for bootable DVD creation, improved GUI with new options (nologo, nodasd, noshield, nosniff), support for new 3rd party addons (FireFox, XFree 4.5.0, OpenSSH), install TCP/IP 4.3 without old Netscape and Java, preliminary support for eCS 1.2

UpdCD present

Feature	Warp 3*	Warp 4	WSeB	CP	eCS 1.0*	eCS 1.1/1.2*
Integration of base OS fixpak	X	X	X	X	X	X
Integration of Device Driver fixpak	X	X	X	X	X	N/A
Integration of JAVA 1.1.8 fixpaks (run-time, toolkit, samples, rmi-iop)	X	X	X	X	-	X
Integration of MPTS fixpak	X	X	X	X	-	X
Integration of Peer/LS fixpak	X	X	X	X	-	X
Integration of TCP/IP fixpak	X	X	X	X	-	X
Integration of printer fixes	X	X	X	X	-	X
Integration of EXPART files	X	X	X	X	-	N/A
Integration of Netware requester fixes	X	X	N/A	N/A	N/A	N/A
Integration of Feature Installer update	X	X	X	N/A	N/A	N/A
Integration of Netscape Communicator update	X	X	X	X	-	X
Integration of JAVA updates (run-time, toolkit, samples)	X	X	X	X	-	X
Integration of MPTS update	X	X	X	X	-	X
Integration of TCP/IP update	X	X	X	X	-	X
Integration of Warp 4 installation disk update	N/A	X	N/A	N/A	N/A	N/A
Integration of PPMFax Lite/Pro update	N/A	X	N/A	N/A	N/A	N/A
Integration of Warp 4 Feature Installer products	-	N/A	X	X	-	-
Integration of kernel updates	N/A	X	X	X	X	X
Integration of OpenGL Gold update	-	X	-	-	-	-
Replacement of resources (base OS, Peer/LS, MPTS, TCP/IP)	X	X	X	X	-	X
Tune Config.Sys during initial installation	X	X	X	X	-	X
Tune OS/2 INI files during initial installation	X	X	X	X	-	X
Tune files (move, copy, delete) during initial installation	X	X	X	X	-	X
Integration of updated DOS/Windows program database	X	X	X	X	-	X
Compress installation diskettes using LxLite	X	X	X	X	X	X
Integration of new MAC and protocol drivers	-	X	X	X	-	X
Integration of new SCSI drivers	X	X	X	X	-	-
Integration of DANI drivers	X	X	X	X	-	X
Integration of MPTS and TCP/IP hotfixes	X	X	X	X	-	X
Integration of 3rd party add-on products	X	X	X	X	-	X
Create bootable installation CD-ROM	X	X	X	X	X	X
OS/2 maintenance system creation under DOS to run UpdCD without OS/2 installed	-	X	-	-	-	-
Remove boot logo	X	X	X	X	X	X
Remove old Netscape and Java	X	X	X	X	-	-
Install NFS and VPN icw TCP/IP 4.3	X	X	X	X	-	X
Update Kit	X	X	X	X	-	-

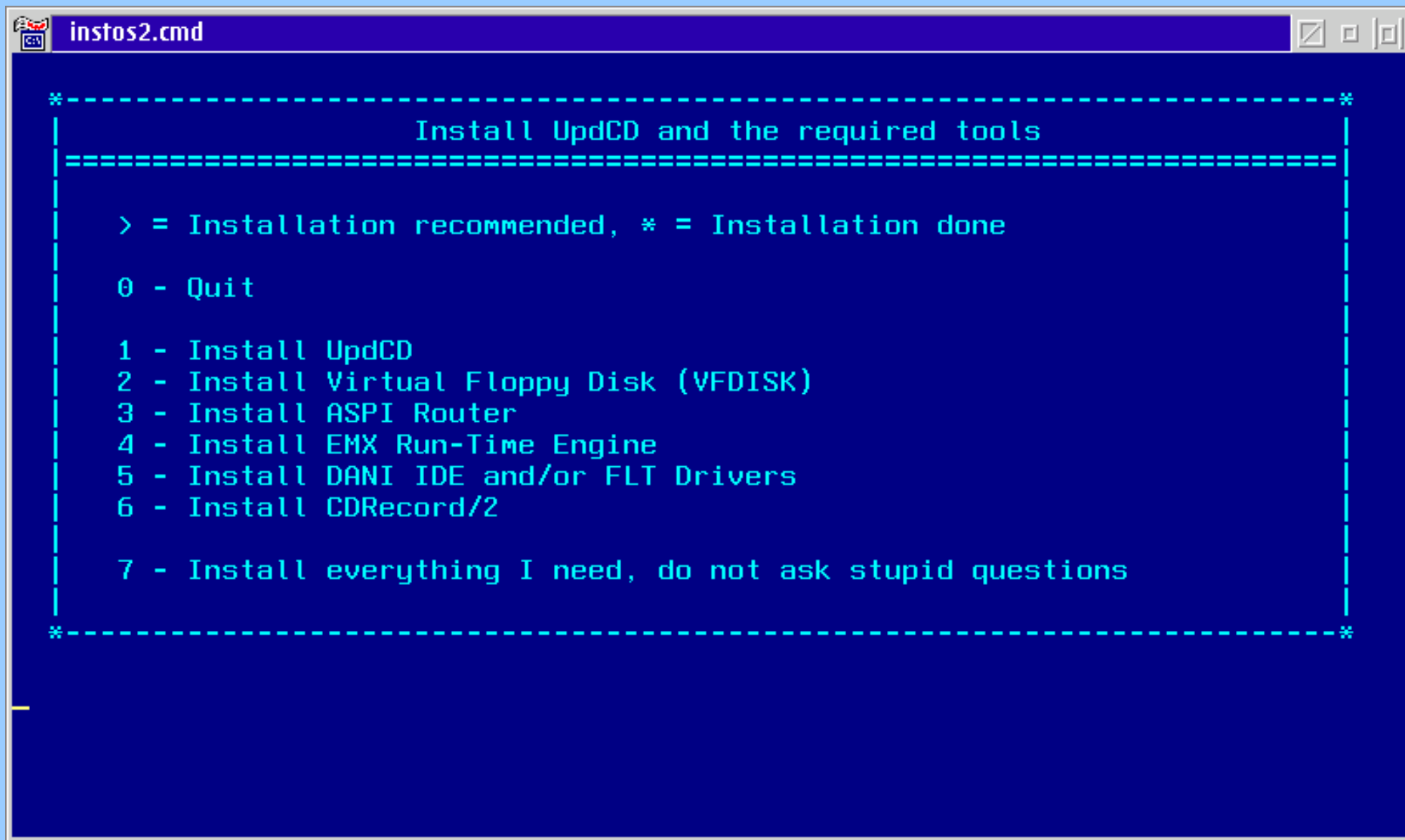
UpdCD present (add-ons)



UpdCD present (add-ons: 46)

- Scitech SDD/SNAP IBM/SE, SMP support
- Amouse, Scroll Mouse (IBM), WatchCat, FreeType, ASPI Router, Innotek RunTime, JAVA 1.4.x, DANI drivers, FAT32 driver, USB support
- LVM+JFS support, UDFS, HPFS386, VFAT/NTFS/EXT2 IFS, JJSCDROM
- Sound Driver, WarpIn, ODIN, XworkPlace, TCPCConfig, NS 4 Plug-in Pack, Bamba player, Flash plug-in
- Acrobat Reader, NAV for OS/2, Object Desktop, PMMail, SysBar/2, PMView
- Mozilla/FireFox/Thunderbird, OpenChat, ISDNPM, EMX
- Xfree86, CDRecord/2, OpenSSH, CMD Run
- File Commander/2, OS/2 Commander, Tools (zip, arj, etc.), 4OS2

UpdCD present (Warp Update Kit)



```
instos2.cmd

*-----*
                Install UpdCD and the required tools
=====

> = Installation recommended, * = Installation done

0 - Quit

1 - Install UpdCD
2 - Install Virtual Floppy Disk (VFDISK)
3 - Install ASPI Router
4 - Install EMX Run-Time Engine
5 - Install DANI IDE and/or FLT Drivers
6 - Install CDRecord/2

7 - Install everything I need, do not ask stupid questions

*-----*
```

UpdCD future (to-do)

- Support Warp Server 4 (SMP)
- Integration of CW Multimedia Classes
- Integration of OS/2 Maintenance Tool (OS2MT)
- More 3rd party add-on products (OO, NewView)
- Further improvements, bug fixing, etc.

UpdCD future (OS2MT beta 1)

The screenshot shows the 'OS/2 Maintenance Tool' window. On the left, there are two dropdown menus: 'Language' set to 'EN' and 'Category' set to 'Util'. Below these are five buttons: 'Download', 'Check Download', 'View Install Script', 'Run Install Script', and 'View Install Log'. At the bottom left is a button labeled 'Update OS2MT'. The main area on the right is divided into several sections. The 'Available Packages' section lists 'CDRecord/2', 'FileCommander', 'FreeType', 'Odin_Win32', 'PMView', and 'TCDConfig', with 'CDRecord/2' selected. The 'Source Location' section contains a text box with the URL 'http://www.os2world.com/cdwriting/cdrecord/files/cdrecord-2'. The 'Installation Script' section shows the path 'C:\OS2MT\install\63_CDREC\addonins.cmd'. The 'OS2MT Downloads and Temporary Files' section shows the path 'C:\OS2MT\download'. The 'OS2MT Database Location' section shows the path 'C:\OS2MT\os2mt.dab'.

OS/2 Maintenance Tool

Language: EN

Category: Util

Available Packages:

- CDRecord/2
- FileCommander
- FreeType
- Odin_Win32
- PMView
- TCDConfig

Source Location:

<http://www.os2world.com/cdwriting/cdrecord/files/cdrecord-2>

Installation Script:

C:\OS2MT\install\63_CDREC\addonins.cmd

OS2MT Downloads and Temporary Files:

C:\OS2MT\download

OS2MT Database Location:

C:\OS2MT\os2mt.dab

Buttons: Download, Check Download, View Install Script, Run Install Script, View Install Log, Update OS2MT

UpdCD on the Internet



A screenshot of a Google search interface. The Google logo is on the left. To its right are links for 'Web', 'Images', 'Groups', 'News', and 'more »'. Below these is a search input field containing the text 'updcd' and a 'Search' button. Below the search bar, a horizontal bar shows 'Web' on the left and 'Results 1 - 10 of about 24,900 for updcd. (0.11)' on the right.

- UpdCD HomePage: <http://www.updcd.tk>
- OS2MT HomePage: <http://www.os2mt.tk>
- Discussion group: <http://groups.yahoo.com/group/updcd>

	Jan	Feb	Mar	Apr	May	Jun	Jul	Aug	Sep	Oct	Nov	Dec
2005	54	42	43	56	66	34	52	32	39	16
2004	105	48	81	69	55	45	6	45	86	119	54	71
2003	77	38	23	43	32	40	57	68	61	32	65	73
2002	41	55	30	50	168	89	67	48	80	54	63	63
2001	30	82	27	126	43	47	78	99	60	49	107	10

Questions?

Demo